



Society of Microbial Ecology and Disease

Executive Board: **President:** *Gianfranco Donelli*; **President-elect:** *Marika Mikelsaar*; **Secretary:** *Shigeru Kamiya*; **Treasurer:** *Eugenia Bezirtzoglou*; **Councillors:** *Diane Citron, Francesca Clementi, Andrew B. Onderdonk, Arthur C. Ouwehand, Boris Shenderov, Michael Wilson*

SOMED NEWSLETTER

SUMMER

2008

PRESIDENT'S MESSAGE

Dear members, colleagues and friends,
our XXXI SOMED Congress has been held jointly with the XVI Symposium of the International Association of Gnotobiology (IAG) from May 28 to 30, 2008 at Djuronaset Kursgard, a beautiful and relaxing area close to Stockholm.



The Congress has attracted more than 120 researchers coming from several countries belonging to the European Union but also from Australia, Brazil, Canada, Indonesia, Japan, New Zealand, Russia, Switzerland and USA, interested in different fields of microbial ecology in health and disease as well as in probiotics as promising biotherapeutic agents for treatment of intestinal disorders.



Invited speakers and chairpersons were informally welcomed by Lissa Norin with the typical dinner based on potatoes and delicious herrings cooked according to the Swedish fishermen way, accompanied by fresh and tasty beer. Sweets and liquors completed this unforgettable dinner

held in a beautiful wild area close to the congress venue.





The opening ceremony was introduced by the local organizer Professor Elisabeth Norin, on behalf of IAG and by Professor Gianfranco Donelli as SOMED President.

The Congress began with a session on **Functional genomics and the normal flora**, including an opening lecture in honour of PC Trexler on animal models for gastrointestinal functional studies, presented by Shigeru Kamiya, followed by lectures on intestinal flora composition (E. Zoetendal), intestinal flora function (T. Midtvedt) and molecular fingerprinting techniques of the intestinal microbiome (L. Engstrand). The other congress sessions included updating lectures on the following topics:

Metabolomics (J. Nicholson, P. Hylemon, J. O. Lundberg),

Intestinal disturbances (S. Pettersson, T. Wadström),

Immunology (B. Björkstén, C. Edwards, L. Vieira),

Innate immunity and intestinal peptides (K. Pütsep, J. Bienenstoch, M. Mikelsaar),

Nutrition (C. Marcus, F. Bäckhed),

Cancer (J. Å. Gustafsson, M. Pollard, I. Rowland, T. Masaoka),

Microbes and genes (T. Traavik, T. Midtvedt, C. E. Nord, A. Wold),

Biofilms of medical relevance (I. Olsen, U. Römling, G. Donelli),

Pre- and Probiotics (J. M. Antoine, N. G. Asp, S. Kamiya, B. Shenderov, E. Connolly).

Overall, a large amount of useful information on the most recent results obtained by participants in their experimental and clinical studies was contained in the 34 lectures and 23 posters presented.

MEHD editors accepted to publish within 2008 the extended abstracts of the invited lecturers presented by SOMED members to the Congress.

During the congress both the SOMED Executive Board meeting and the General Assembly have been held, mainly focused on the initiatives recently carried on to revitalize SOMED and on the organization of the future society meetings (see the minutes).

Working lunches, dinners and conference banquet, have offered to all participants the opportunity to meet friends, to talk about science and enjoy the relaxing atmosphere of the congress venue.



Thus, I would like to thank, also on behalf of all participants, Lissa Norin for her successful effort in providing us with this interesting and pleasant meeting.

Now, I'm looking forward to the next XXXII SOMED Congress to be held in St. Petersburg, Russia, on October 29-30 that will be organized by Professor Eugeny Tkachenko as Congress President and Professor Boris Shenderov as Chair of the Congress Scientific Committee (see the First Announcement on next page).



Finally, I would like to invite all colleagues interested in microbial ecology in health and disease to join our Society in order to get all the benefits of being a SOMED member.

Gianfranco Donelli
SOMED President

Minutes of SOMED Executive Council Meeting - Djuronaset, May 28, 2008

Attendants:

President: Gianfranco Donelli

President-elect: Marika Mikelsaar

Past President: Tore Midvedt

Secretary: Shigeru Kamiya

Treasurer: Eugenia Bezirtzoglou

Councilors: Francesca Clementi, Arthur C. Ouwehand, Michael Wilson, Boris Shenderov,

SOMED members: Torkel Wadstrom, Roland Mollby, Kikuji Itoh, Leda Vieira

Agenda

1. Call to Order:

Prof. Donelli, President of SOMED, called the meeting to order at 18:00.

2. President's overview on the Society (G. Donelli)

Prof. Donelli stated the current status of SOMED activities. Prof. Donelli congratulated Prof. Norin for the excellent organization of the XXXI SOMED Congress jointly with the XVI Symposium of the International Association on Gnotobiology.

3. Secretary's report on membership status and recruitment of corporate members (S. Kamiya)

Prof. Kamiya invited the executive council members to do their best to recruit more scientists to SOMED.

4. Treasurer's report on financial status and website updating (E. Bezirtzoglou)

Prof. Bezirtzoglou reported that from 2008 annual dues were changed to 90 EUR (including MEHD subscription) and 25 EUR (without MEHD subscription) for regular members and student members, respectively. She also reported that her assistants have performed the Society website updating on the basis of the SOMED President indications, with a reward of 500 EUR for the year 2008. A further reward of 500 EUR for the editing of 2008 SOMED Newsletter issues were paid to the President's assistant, Dr. Emilio Guaglianone.

5. MEHD as SOMED official journal (T. Midtvedt)

Prof. Midtvedt announced that MEHD editorial board will be re-designed within the year 2008.

6. Forthcoming Meetings:

a) XXXII SOMED Congress 2009

It will be organized by Prof. Shenderov and Prof. Tkachenko in St. Petersburg. Prof. Shenderov stated that the SOMED Congress will be held jointly with a Congress on "Most serious threats facing our world today". The topics of the latter Congress will include AIDS, avian influenza virus, radiation and other disasters, metabolic syndrome, cancer, stress etc.

The possibility for SOMED members to collaborate with this Congress by suggesting topics of interest has been considered.

b) XXXIII SOMED Congress 2010

It has been accepted that XXXIII SOMED Congress 2010 will be organized by Prof. Eugenia Bezirtzoglou in Greece.

c) XXXIV SOMED Congress 2011

It has been accepted that XXXIV SOMED Congress 2011 will be organized by Prof. Kamiya in Japan

7. Others

a) It was proposed that a collaboration of SOMED with other societies on topics of common interest (Biofilm, Food Microbiology, Probiotics etc.) needs to be considered and promoted in the near future.

b) It was proposed that SOMED would encourage young scientists who present their work at SOMED Congress to publish their research data in MEHD.

XXXII SOMED Congress

October 29–30, 2009, St. Petersburg, Russia

First Announcement

International Executive Committee:

G. Donelli (Italy) – SOMED President

E. Tkachenko (Russia) – SOMED XXXII Congress President

V. Aleshkin (Russia) – Congress Vice-President

V. Dobritsa (Russia) – Congress Vice-President

T. Midtvedt (Sweden) – Congress Vice-President

M. Mikelsaar (Estonia) – SOMED President elect

B. Shenderov (Russia) – Chairman of Congress Scientific Committee

International Advisory Board:

A. Amerhanova (Russia)

M. Baltadzhieva (Bulgaria)

E. Bezirtzoglou (Greece)

A. Bomba (Slovakia)

V. Bondarenko (Russia)

P. Brandtzaeg (Norway)

E. Bulatova (Russia)

D. Citron (USA)

F. Clementi (Italy)

V. Grinevich (Russia)

P. Heid (The Netherlands)

S. Kamiya (Japan)

V. Kharitonov (Russia)

L. Lazebnik (Russia)

I. Lenoir-Wijnkoop (France)

P. Mastrantonio (Italy)

C-E. Nord (Sweden)

E. Norin (Sweden)

G. Novik (Belarus)

A. Onderdonk (USA)

A. Ouwehand (Finland)

I. Rogelj (Slovenia)

G. Reid (Canada)

I. Rowland (UK)

V. Rush (Germany)

S. Salminen, (Finland)

M-E. Sanders (USA)

S. Sheveleva (Russia)

V. Simanekov (Russia)

I. Surono (Indonesia)

A. Suvorov (Russia)

J. Tagg (New Zealand)

A. Totolyan (Russia)

L. Vieira (Brazil)

M. Zeng (China)

A. Zhebrun (Russia)

Congress Secretariat: S. Sitkin (Russia), V. Golofeevskiy (Russia)

Sessions / Symposia

I. State of Art of Host Microbiota

1. Molecular Tools for Identifying, Typing, Quantifying and Profiling Representatives of Host Microbiota (Including Probiotic Cultures)

2. Host Microbiota Genomics, Proteomics, Metabolomics

3. Host Microbiota Cross-talk Languages

II. Impact of Microbiota on Host Physiology

1. Gut Host Microbiota & Nutrition (in Health and Digestive and Metabolic Syndrome Connected Diseases)

2. Host Microbiota & Immune System

3. Host Microbiota Regulation Disturbances & Human "Diseases of Civilization"

(AIDS; Avian Influenza Virus Infection; Cancer, Healthcare-associated Infections; Drug Disease)

III. Strategies for Improvement of Microbial Ecology Related Disturbances

1. Probiotics, Prebiotics & Metabiotics

2. Host Indigenous Microorganisms and Prospects of their Use in Biotechnology

3. Future Outlooks for Scientific and Applied Aspects of Microbial-Host Interactions in Health and Disease

Round Table

Round-table Discussion "Antibiotics and Probiotics are Two Sides of the Same Medal – "Medal of BioChemotherapy"

General Information

Location: St. Petersburg, Beloselskikh-Belozerskikh Palace

Official Congress languages: English and Russian. A simultaneous translation service will be provided.

Exhibition:

A professional exhibition will be held concurrently with the Congress:

I. Diagnostic Test Systems, Instruments and Equipments for Isolation, Identification and Investigations of Host Indigenous Microflora and Its metabolic interactions with the host.

II. Probiotics, Prebiotics, Synbiotics, Metabiotics, Functional Foods & Medicines for Prophylaxis and Treatment of Opportunistic Infections and Microbial Ecology Disorders in Humans and Animals.

Important Dates:

Abstract submission deadline: May 29, 2009

Abstract acceptance notification: September 1, 2009

Early pre-registration deadline: June 30, 2009

Registration cancellation deadline: September 30, 2009

Hotel accommodation cancellation deadline: September 30, 2009

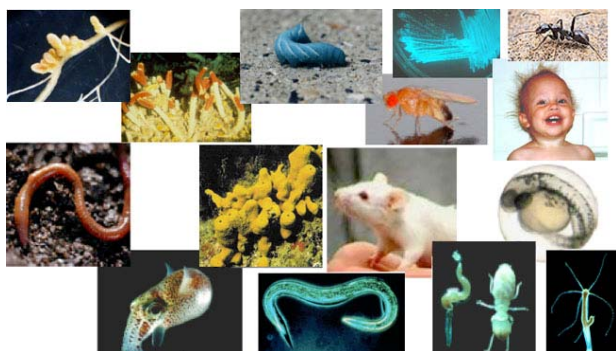
Evgeny Tkachenko – International XXXII SOMED Congress President

Phone/Fax: +7 (812) 543-9538

E-mail: tkachenkoe@mail.ru

FORTHCOMING EVENTS

2nd ASM Conference on Beneficial Microbes: Beneficial Host-Microbial Interactions



October 12 - 16, 2008, San Diego, California

Principal Organizer:

Margaret McFall-Ngai, PhD
The University of Wisconsin-Madison

Scientific Program Committee:

Rich Darveau, PhD
University of Washington
Heidi Goodrich-Blair, PhD
University of Wisconsin-Madison
Jo Handelsman, PhD
Howard Hughes Medical Institute
Lora Hooper, PhD
Southwestern Medical Center
Dennis Mangan, PhD
USC School of Dentistry
David Relman, MD
Stanford School of Medicine
Edward Ruby, PhD
The University of Wisconsin-Madison

Conference Scope:

The field of microbial symbiosis has recently taken center stage in biological sciences. A sophisticated grasp of the nature of normal animal-bacterial associations is key in understanding what goes wrong when pathogenic "interlopers" disrupt the dynamics of complex communities of beneficial bacteria. The goal of this conference is to bring together an array of researchers working in a variety of arenas, from ecology to molecular biology, to develop this frontier field.

Session Topics:

- Analysis of Diverse Microbial Consortia
- Ecology, Evolution and Population Genetics of Beneficial Host-Microbe Interactions
- Physiology and Biochemistry of Beneficial Partnerships
- The Role of the Microbiota in Normal Immune Function
- MAMPs, PAMPs and PRRs in Beneficial and Pathogenic Interactions
- Emerging Systems and Concepts

For meeting and registration details visit the [conference website](#).



FEMS 2009

Advancing Microbial Knowledge

The 3rd Congress of European Microbiologists offers professionals the latest information on microbiology, an in-depth understanding of the interdependence between key fields, and a chance to discuss solutions to future challenges.

FEMS 2009, "Microbes and Man - interdependence and future challenges," features presentations by top scientists, joint symposia, satellite symposium, and a focus on young scientists.

This microbiology congress, organized by [The Federation of European Microbiological Societies \(FEMS\)](#), will take place in [Gothenberg, Sweden](#), June 28-July 2, 2009.

We welcome professionals in the field to [register](#), submit their abstracts, and help advance the world of microbes!

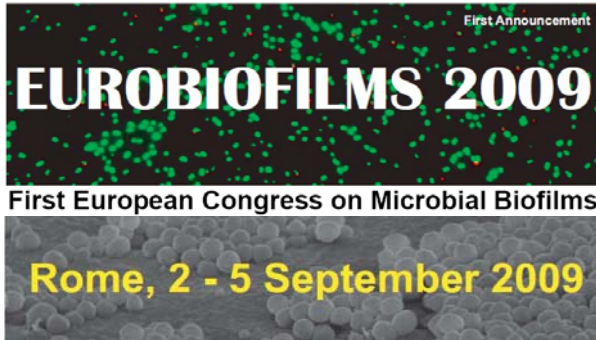
Key areas to be addressed:

- Biodiversity
- Bioremediation
- Biofilms in Ecology and Medicine
- Clinical Microbiology and Pathogenesis
- Eukaryotic Microbes
- Food Microbiology
- Marine Microbiology
- Microbial Stress Responses
- Microbes in Alternative Energy Generation
- Molecular Microbiology and Genomics
- Virology

FEMS CONGRESS HIGHLIGHTS

- Plenary lectures by leading experts in their fields
- Joint symposia with other international microbiological organizations: ASM, ESCMID, ISME, IUMS
- Awards:
 - (a) Lwoff Medal
 - (b) Jensen Award
 - (c) Congress awards for young scientists
- Inauguration of European Academy of Microbiology
- Career fair for young scientists
- Nordic Midsummer's Night Party

KENES International, 1-3 Rue de Chantepoulet PO Box 1726, CH-1211 Geneva 1 Switzerland,
Tel : +41 22 908 0488, Fax : +41 22 732 2850,
E-mail: fems@kenes.com



Organizing Committee

Gianfranco Donelli, Chair (Italy)
Niels Høiby (Denmark)
Søren Molin (Denmark)
Ute Römling (Sweden)
Philip S. Stewart (USA)
Craig Williams (UK)
Michael Wilson (UK)

Local Organizing Committee

Maria Pia Balice
Iolanda Francolini
Emilio Guaglianone
Angelo Rossini
Antonino Salvia
Sandra Terziani
Claudia Vuotto

Scientific Secretariat

Professor Gianfranco Donelli
Dept. of Technologies and Health
Istituto Superiore di Sanità
Viale Regina Elena 299
00161 Rome - Italy
Tel: + 39 06 49902228
Fax: + 39 06 49387141
E-mail: gianfranco.donelli@iss.it

International Advisory Board

Giuseppe Cornaglia (Italy)
William B. Costerton (USA)
Javier Garau (Spain)
Christine Imbert (France)
Paola Mastrantonio (Italy)
Carl Erik Nord (Sweden)
Antonio Oliver (Spain)
Matthew R. Parsek (USA)
Holger Rohde (Germany)
Giancarlo Schito (Italy)
Mark E. Shirtliff (USA)
David Stickler (UK)
Paul Stoodley (USA)
Paul Williams (UK)

Organizing Secretariat

PTS Congresses
via Nizza, 45
00198 Rome - Italy
Tel: + 39 06 85355590
Fax : + 39 06 85356060
E-mail:
eurobiofilms2009@ptsroma.it

General Information

EUROBIOFILMS 2009 will be held in the Congress Center of the Fondazione Santa Lucia, a large and modern research hospital located near to the most important archaeological area of Rome. A 500 seats Auditorium (Hall A) will be available in the Congress Center for Plenary and Keynote Lectures. Every day, just after the first coffee break, this Auditorium will be split into 2 conference rooms of 250 seats each (Hall A1 and Hall A2) to run parallel sessions/symposia. Suitable rooms for poster display, industrial exhibitions and technical workshops will be available in a building immediately close to the Auditorium. A shuttle bus service to reach the congress venue in the morning and come back to the hotels in the afternoon will be provided to all participants that will book their accommodation in the congress hotels. The congress venue is also served by public buses.

Welcome Message



Dear Colleagues,
from September 2 to 5, 2009 Rome will be the fascinating venue of EUROBIOFILMS 2009, the First European Congress on Microbial Biofilms.

This event aims to provide the large number of European scientists involved in the field of microbial biofilms with a valuable forum for a multidisciplinary scientific exchange of information with colleagues coming from all over the world.

The already approved ESCMID and FEMS grants will offer financial support for the participation of a number of young scientists.

The congress will join together microbiologists and specialists in infectious diseases, hygiene and public health who are investigating different aspects of bacterial and fungal biofilms.

Further, the attendance of biotechnologists, chemists and engineers will update participants on the currently available methods to control biofilms in medical, environmental and industrial systems.

The congress will be also focused on the evaluation of health and environmental risks related to the sessile mode of microbial growth in order to provide innovative responses in terms of prevention and treatment.

EUROBIOFILMS 2009 program has been developed together with the ESCMID Study Group on Biofilms to combine state of the art lectures and sessions dealing with the major issues of this fast-growing scientific area.

I look forward to welcoming you to what promise to be an educational, enjoyable and exciting meeting in Rome !

Gianfranco Donelli
Chair, EUROBIOFILMS 2009

Congress Topics

- Antibiotic Resistance in Biofilm-Growing Bacteria
- Bacterial Biofilms in Chronic Wounds
- Biofilm Control Strategies and Therapeutic Approaches
- Biofilm-Based Medical Device-Related Infections
- Biofilm-Growing Bacteria in Gastrointestinal and Urogenital Tracts
- Biofilms in Industrial Systems
- Biofilms in Natural Environments
- C-di-GMP Regulation of Biofilm Phenotypes Relevant to Virulence
- Fungal Biofilms
- Host-Pathogen Interactions in Biofilm-Mediated Infections
- Oral Biofilms: Structure, Microbial Interactions and Development
- The Biofilm Matrix
- The Early Stages of Biofilm Development

Important Dates to Remember

Preliminary Program	October 15, 2008
Registration and Abstract Submission Opening *	January 15, 2009
Abstract Submission Deadline **	April 15, 2009
Notification of Abstract Acceptance	May 30, 2009
Early Registration	June 15, 2009
Registration	July 20, 2009
Final Program	July 31, 2009

* Authors interested in the oral presentation of their contributions are invited to register and submit their abstracts as soon as possible in order to be considered by the Organizing Committee for their possible inclusion in the Sessions or Symposia.

** Late breaking abstracts will be accepted until May 15, 2009 but will be considered only for Poster presentations.

Congress Overview

September 2, 2009	
10.00 – 18.00	Registration
10.30 – 12.30	Technical Workshops
14.00 – 14.30	Congress Opening
14.30 – 15.30	Opening Lectures
15.30 – 16.00	Coffee Break
16.00 – 18.30	Sessions 1 & 2
18.30 – 20.30	Welcome Reception
September 3, 2009	
08.30 – 09.30	Keynote Lectures
09.30 – 10.00	Coffee Break
10.00 – 11.00	Symposia 1 & 2
11.00 – 13.00	Sessions 3 & 4
13.00 – 14.00	Lunch
14.00 – 15.00	Poster discussion
15.00 – 17.30	Sessions 5 & 6
September 4, 2009	
08.30 – 09.30	Keynote Lectures
09.30 – 10.00	Coffee Break
10.00 – 11.00	Symposia 3 & 4
11.00 – 13.00	Sessions 7 & 8
13.00 – 14.00	Lunch
14.00 – 15.00	Poster discussion
15.00 – 17.30	Sessions 9 & 10
September 5, 2009	
09.00 – 09.30	Keynote Lecture
09.30 – 10.00	Coffee Break
10.00 – 11.00	Poster discussion
11.00 – 13.00	Session 11
13.00 – 14.30	Farewell Lunch

Please for more details follow the periodical updating on [EUROBIOFILMS 2009 congress website](#)

Registration Fees (including VAT)

	Early Registration until June 15, 2009	Intermediate Registration until July 20, 2009	Late/On site Registration
Standard Registrant*	€ 600	€ 650	€ 700
Young Registrant **	€ 400	€ 450	€ 500
Trainee Registrant ***	€ 300	€ 350	€ 400
Daily Registrant****	€ 200	€ 250	€ 250
Accompanying person*****	€ 200	€ 250	€ 250

*The **Standard, Young and Trainee Registrant** fee includes a congress bag containing the Final Program/ Abstract Book and the other congress documents as well as vouchers for the participation to the Opening Ceremony, Welcome Reception, working lunches, coffee breaks and Farewell Lunch.

To register as **Young Attendee, the applicant must be under the age of 40 and is required to attach a copy of his/her identity card to the registration form.

***To register as a **Trainee**, the applicant must be under the age of 30 and a copy of his/her identity card must be attached to the registration form together with a letter of his/her supervisor certifying the student status.

******Daily registrants** are entitled to receive a copy of the Final Program/Abstract Book together with the vouchers for the working lunch and the coffee breaks of the day.

*****The **Accompanying Person** fee includes the participation to the Opening Ceremony, Welcome Reception and Farewell Lunch as well as a full day tour of Rome. Admittance to Scientific Sessions, Symposia and Workshops is not permitted.

Grants available for young attendees which are members of ESCMID or members of a National Society of Microbiology belonging to FEMS

The following attendance grants offered by ESCMID and FEMS are available:

15 ESCMID grants (EUR 400) for young attendees under 40 years old (born in 1969 or later)

FEMS grants for young attendees under 36 years old that will be assigned as follow:

- 15 grants for European attendees (EUR 400)
- 5 grants for non European attendees (EUR 600)

Conditions to apply for a FEMS Young Scientists Meeting Grant (YSMG)

According to the FEMS Regulations, a young scientist wishing to apply for a Meeting Attendance Grant should fill in the YSMG application form (available on: www.fems-microbiology.org) and should be:


- 1) a member of a FEMS Member Society or – in special cases - recommended by such a member;
- 2) younger than 36 years of age at the closing date of the meeting (born after September 5th 1973);
- 3) a working microbiologist;
- 4) the presenting author of an abstract.

Applicants should send to the Congress Secretariat, within March 20th, 2009, the Congress registration form, the YSMG application form, a short CV with a cover letter indicating their motivation for attending the event and a copy of their abstract to be submitted.

Conditions to apply for an ESCMID attendance grant for young scientists

ESCMID provides attendance grants covering the registration fee but not travel or accommodation costs. Applicants (born in 1969 or later) should send to the Congress Secretariat, within March 20th, 2009, the Congress registration form, a short CV with a cover letter indicating their motivation for attending the event and a copy of their abstract to be submitted.

MEDIA NEWS



Bacteriology of Humans An Ecological Perspective

By: Michael Wilson (University College London)

Description

- Provides a comprehensive, yet accessible, reference book on the human microbiota
- Lavishly illustrated with colour figures, diagrams, tables and maps
- Each chapter provides a list of references to promote further study
- Each chapter contains links to key websites
- Offers an ecological approach that explains why certain organisms are associated with a particular anatomical site

Until recently, the indigenous microbiota of humans has been a relatively neglected area of microbiology with most attention being focused on those microbes that cause disease in humans, rather than on those that co-exist with us in the disease-free state. However, in the past decade research has shown that not only is the indigenous microbiota involved in protecting humans from exogenous pathogens but it is also involved in our development and nutrition. Consequently, interest has grown substantially among health professionals and scientists in analyzing and understanding these microbial (largely bacterial) communities.

This comprehensive, yet accessible text provides an up-to-date guide to the development, composition and distribution of indigenous microbial communities of humans. With the aid of abundant colour figures, diagrams, tables and maps, it establishes links between the physicochemical factors prevailing at an anatomical site and the types of microbes to be found there. The book includes an introduction to the human-microbe symbiosis as well as an in-depth look at the main systems and organs of the human body that have an indigenous microbiota. Each chapter includes a list of references for further study.

This is an excellent and informative reference book that will be useful to anyone with an interest in microbiology, medical microbiology, microbial ecology, infectious diseases, immunology, human biology, medicine, dentistry, nursing, health sciences, biomedical sciences or pharmacy - it should be on the shelf of every major science and medical library.

Hardback

ISBN: 9781405161657

ISBN10: 1405161655

Publication Date: Apr 2008

Format: 246 x 189 mm , 7.5 x 9.75 in

Details: 360 pages, 305 illustrations.

Price: € 72.90/£ 50.00/\$99.55

SOMED SPONSORING COMPANIES



2008 GOLD SPONSOR

of SOMED Official Journal
Microbial Ecology in Health and Disease



Advanced Analytical Technologies

2008 SILVER SPONSOR

of SOMED Official Journal
Microbial Ecology in Health and Disease

and

2008 SOMED Corporate Member



AAT – Advanced Analytical Technologies S.r.l.
Head office

Via Martiri della Resistenza - Galleria San Giuseppe n. 1
29100 Piacenza, Italy

Phone. 0039 0523-461483 – Fax 0039 0523-451497

Registered office

Via Emilia Parmense, 84 – 29100 Piacenza (Italy)

Phone. 0039 0523-599183/244 – Fax 0039 0523 599246

Mobile. 0039 335 7988122/3/4/5

www.aat-taa.eu – info@aat-taa.eu

Send your manuscripts to the SOMED Official Journal !!!

informa
healthcare

Microbial Ecology in Health and Disease, Volume 20 Issue 1 2008

Official journal of the Society of Microbial Ecology in Health and Disease

ISSN: 1651-2235 (electronic) 0891-060X (paper)
Publication Frequency: 4 issues per year
Subject: Biotechnology;
Publisher: Informa Healthcare
You have: ACCESS

View new articles ahead of the print edition

Click here for immediate access to the latest key research articles

Search within this journal

Go

peer review
Integrity

About this Journal
Abstracting & Indexing
What is iFirst?

Article Requests
Reprints
Request Permissions

Selected: Choose an Action: [v] [Go]

-

REVIEW ARTICLE

The Spanish flu as a worst case scenario?
Authors: John F. Moxnes; Olav Albert christophersen
DOI: 10.1080/08910800701699067 1-26

ORIGINAL ARTICLE

Low prevalence of *bla*_{TEM} genes in Arctic environments and agricultural soil and rhizosphere
Authors: Lorenzo Brusetti; Trine Glad; Sara Borin; Petter Myren; Aurora Rizzi; PI J. Jørgensen; Phil Carter; Daniele Daffonchio; Kaare M. Nielsen
DOI: 10.1080/08910800701838244 27-36

Microbial composition and fecal fermentation end products from colicky infants - a probiotic supplementation pilot
Authors: Silja Mentula; Tuula Tuure; Raita Koskenala; Riitta Korpela; Eija Knnen; Ö Ö
DOI: 10.1080/08910800801933848 37-47

Effects of metronidazole on growth of *Gardnerella vaginalis* ATCC 14018, probiotic *Lactobacillus rhamnosus* GR-1 and vaginal isolate *Lactobacillus plantarum* KCA
Authors: Kingsley C. Anukam; Gregor Reid
DOI: 10.1080/08910800701837964 48-52

Effect of the addition of *Lactobacillus delbrueckii* subsp. *delbrueckii* on the gut microbiota composition and contribution to the well-being of European sea bass (*Dicentrarchus labrax*, L.)
Authors: Stefania Silvi; Miria Nardi; Roberto Sulpizio; Carla Orpianesi; Massimo Caggiano; Olliana Carnevali; Alberto Cresci
DOI: 10.1080/08910800701878020 53-59

Editorials

SOMED Newsletter
DOI: 10.1080/08910800802051804 60-63

Miscellany

Joint Symposium for International Association on Gnotobiology & Society for Microbial Ecology & Disease Stockholm, Sweden May 28-30, 2008

SOMED Newsletter is an electronic, periodic publication of the Society of Microbial Ecology and Disease, open to contributions from members and colleagues on the Society's related matters.

Information on future meetings, courses, books and other publications as well as short commentaries on hot topics in the field of microbial ecology will be welcomed in order to be included in the next issues of the SOMED Newsletter.

Contributions can be e-mailed to the SOMED President (gianfranco.donelli@iss.it) and/or to the SOMED Secretary (skamiya@kyorin-u.ac.jp).

Contributors to this issue: Gianfranco Donelli, SOMED President; Barbara Dartee, FEMS (Federation of European Microbiological Societies) General Manager; Shigeru Kamiya, SOMED Secretary; Eugeny Tkachenko, XXXII SOMED Congress President; Tore Midtvedt, Marika Mikelsaar & Boris Shenderov, XXXII SOMED Congress Scientific Committee.

Editing and layout: Emilio Guaglianone